



BOLD HOPE

2012 State Missions Emphasis and Eliza Broadus Offering

Teaching Guide for Preschool

Prepared by
Stacy Nall
Preschool/Children Consultant,
Kentucky WMU

This teaching guide may be used with preschoolers including Mission Friends and other groups for preschoolers. This study can be used instead of one of the sessions in Mission Friends or other preschool ministry lesson plans in September. You may also choose to set aside a special time for this study during the Season of Prayer. Please make additional copies of this material as needed.

2012 State Missions Emphasis Highlights

Suggested Date: September 9-16, 2012

Suggested Scripture: "Therefore, since we have such a hope, we are very bold"
(2 Corinthians 3:12 NIV 1984)

Suggested Music:

Hope Changes Everything by New Song
Cry Out to Jesus by Third Day
Go Light Your World
Hope Now by Addison Day
In Christ Alone, 2008 Baptist Hymnal, page 506
Out of My Bondage, 1991 Baptist Hymnal, pg. 310
The Solid Rock, 1991 Baptist Hymnal, page 406
Because He Lives, 1991 Baptist Hymnal, pg. 407
I Must Tell Jesus, 1991 Baptist Hymnal, page 455

Music video: *Jesus Saves, Hope is Here* by
Jeremy Camp (YouTube video:
<http://www.youtube.com/watch?v=53yCnxTd9Wg>)

Master Article (print from DVD) – information
about eight ministries in Kentucky.

Video Segments (suggested for each Sunday in September and/or for mission study):

- In Deep (Jail Ministry)
- Changing Direction (Addictions Ministry)
- Great Expectations (Crisis Pregnancy Ministry)
- Take It to the Streets (Food Ministry)

Bonus Videos (for additional mission study options):

- Hope House (Community Ministry)
- Open Door of Hope (Homeless Shelter Ministry)
- Scarlet Hope (Adult Entertainment Industry Ministry)
- West Liberty Tornado (Disaster Relief)

**All 2012 state missions materials and videos
are also available online
www.kywmu.org/ebo**

Leader Background Information

Kentucky Baptists observe the Season of Prayer for State Missions during the month of September. The suggested date is September 8-15, 2012. During this session, preschoolers will learn how Elkhorn Baptist Association uses funds from the Eliza Broadus Offering and other donations to feed the hungry in Lexington. Sandra Williams, Church and Community Ministries Director for the Elkhorn Association, directs volunteers in preparing hot meals and lunch sacks for hundreds of people. Preschoolers will also learn about the Toy Project sponsored by the Elkhorn Baptist Association and discover ways they can help those less fortunate.

Session Outcomes

Through this study, preschoolers will:

- Learn that some people do not have enough food to eat.
- Learn that some parents need help providing toys for their children at Christmas.
- Learn that they can share God's love by helping those in need.
- Pray for the people in Lexington who need food, toys and answers to prayer.




Leader Preparation

1. Display a map of Kentucky.
2. Prepare a paper sack lunch. Place a cheese sandwich, bag of potato chips and a cookie in a paper sack.
3. Print the following Bible thoughts on separate strips of paper: “*God gives food to us.*” *Psalm 136:25* and “*Pray for one another.*” *James 5:16*. Place them in a Bible.
4. Set a table with napkins, plastic forks and cups at each place. Enlist youth or adult volunteers to wear aprons and serve each preschooler a paper plate.
5. Print Preschool Pictures 1-4 from the Bold Hope DVD (computer files section or download from www.kywmu.org/ebo).
6. Prepare interest areas. (See below.)

Leading the Session

1. Give each child an opportunity to share his or her favorite food. Ask preschoolers: *Have you ever been hungry? How does it feel? What do you do when you are hungry?*
2. Say: *Some boys and girls and adults in our state (point to the map of Kentucky) don't have enough food to eat. Sandra Williams is a missionary in Lexington, Kentucky. (Show Preschool Picture 1.)*
3. Tell the following story:



Sandra Williams helps people who are hungry. Churches from all over Kentucky have given money to the Eliza Broadus Offering so that she can buy food for the hungry. Sandra has many helpers to put lunches in the sacks. (Show Preschool Picture 2 and the lunch sack you have prepared.)



Ask: *What do you think might be in a lunch sack?* Ask preschoolers to guess. Invite volunteers to pull one item out at a time.

Say: *When people come to pick up a lunch, the helpers can tell the people and show them how much God loves them.* Ask a volunteer to take the Bible thought, Psalm 136:25, from the Bible. Read the Bible thought. Lead preschoolers to recite the Bible thought.

Say: *God shows us He loves us by taking care of us. Sandra and her helpers also prepare a hot meal for hungry people. They cook things like spaghetti, hotdogs, salad and cake.* Show Preschool Pictures 3 and 4. Say: *We are going to pretend we are eating a hot meal.* Lead preschoolers to sit at the tables you have prepared. Ask adult or youth volunteers to serve the paper plates as you continue the story.



Say: *Hungry people are served food as if they were eating at a restaurant. This makes them feel special. Many times the people being served will ask the servers to pray for them.* Invite a volunteer to take the Bible thought, James 5:16 from the Bible. Read the Bible thought. Say: *Let's pray for the hungry.* Say a prayer for the needs of the hungry.

Invite preschoolers to tell about their favorite toys. Say: *Some Mommys and Daddys can't give toys to their children because they don't have enough money to buy toys. Missionary Sandra Williams and other helpers gather toys to give away to Mommys and Daddys who can't buy them for their children. Let's pray that Sandra will get enough toys to give away this Christmas.* Lead in prayer.

4. Ask: *How can we help people who are hungry? What can we do for children who don't have toys?* Explain to preschoolers that they can give an offering for state missions.
5. Lead boys and girls to the interest areas.

Interest Areas

Older preschoolers learn through interest areas. Provide at least two. Explain each interest area. Allow preschoolers to choose an interest area or complete each interest area as a whole group. Prepare the interest areas before the session.

- **Hot Meals Restaurant**

Preparation: Provide paper plates, napkins, plastic utensils, and a serving tray. Cover a table with a tablecloth. Place a vase with plastic flowers on the table.

Invite preschoolers to take turns pretending to serve and be served. Remind boys and girls to pray before their meals.

- **Toy Project**

Preparation: Provide small toys, pre-cut wrapping paper, pieces of tape and bows.

Encourage preschoolers to take turns wrapping the presents and pretending to give them away. For discussion: *Sandra Williams helps Mommys and Daddys get toys for their children.*

- **Decorate a Sack**

Preparation: Provide lunch sacks and crayons for each child. On a strip of paper, print the Bible thought: *"God loves us." 1 John 4:10.* Display the Bible thought.

Lead girls and boys to decorate a sack for a person who will receive a lunch. Encourage older preschoolers to print the Bible thought on their sacks. For discussion: *We can show people that God loves them by decorating these sacks.*

Send the sacks to Elkhorn Association (see address at the end of these plans) or give them to a local food ministry in your community.

- **Good Smells**

Preparation: Place a few drops of each of the following scents onto separate cotton balls: vanilla, lemon, cinnamon, cocoa and onion. Place the cotton balls in separate cups.

Invite preschoolers to smell each cup without touching the cotton ball. Let girls and boys guess the scents. For discussion: *God made good food for us to eat and smell. Ask preschoolers to share their favorite smell.*

- **Thankful Placemats**

Preparation: Gather pictures of food from magazines. Provide a large sheet of construction paper for each child. Provide glue, scissors and markers. On a strip of paper, print the Bible thought: *"It is a good thing to give thanks to God." Psalm 92:1.* Display the Bible thought.

Guide boys and girls to make a placemat by cutting out food pictures and gluing the pictures to their pieces of construction paper. Encourage older preschoolers to print the Bible thought on their papers. For discussion: *For what good things are you thankful? God wants us to give thanks for the food we have. You can place this placemat on your table to remind you to give thanks.*

- **Sack Lunch Relay**

Preparation: Depending on the number of preschoolers you have, set out 2-4 opened lunch sacks on the floor. Provide a toy food item for each child. If you do not have toy food items, cut a food picture from a magazine for each child.

Form two, three or four groups. Have each group form a line. Place a lunch sack about twenty feet away from each group. Give each child a food item. Challenge groups to take turns placing their food items in their group's lunch sack when you say, "Go!" For discussion: *Missionary Sandra Williams and her helpers need to work hard to fill all of the lunch sacks each day!*

• **Guessing Game**





Preparation: Collect about 10 small toy or food items. Lay them out so all preschoolers can see them.

Ask preschoolers to close their eyes. Take one item and hide it behind your back. Ask preschoolers to open their eyes and guess what is missing. Replace the item. Allow the preschooler who guessed correctly to take something and hide it behind his or her back. Continue playing until everyone has had a turn.

• **Books**

Preparation: Provide Bibles with this lesson's Bible thoughts inserted. Provide books about hunger and poverty.

Invite children to find the Bible thought in each Bible. Read books to children.



The following resources are available from the WMU Store: www.wmustore.com

Books for Preschoolers:

- *I Can Pray*, WO98106, \$12.99
- *I Can Give*, WO38102, \$9.99
- *I Can Pray & I Can Give* also included in the I Can series set, W118105, \$19.99 (Set includes two additional books – *I Can Be More Like Jesus* and *I Can Do It!*)
- *I Can Help Others: Missions and Me*, #E118106, \$1.99 (Downloadable)

Resource for Leaders:

- *Teaching Preschoolers about Hunger*, #E118102, \$9.99 (Downloadable)

Helping Others Activity

You may want to involve preschoolers directly in helping the hungry. In addition to giving money to the Eliza Broadus State Missions Offering, your group can collect can goods for a local ministry. Elkhorn Baptist Association is accepting donations of lunch sacks, sandwich bags, napkins, Styrofoam plates, dessert plates, plastic utensils and hot or cold drinking cups.



Contact: Sandra Williams
 1161 Red Mile Parkway
 Lexington, KY 40504
 Sandra@elkhorn.org
 859-254-7747



Kentucky WMU
 13420 Eastpoint Centre Dr.
 PO Box 436569
 Louisville, KY 40253-6569

866-489-3534 ♦ 502-489-3534
 Email: kywmu@kybaptist.org
 Web: www.kywmu.org

